

Introducción a HTML, CSS y SVG

IIC2026 2020-2

SVG

Introducción a HTML, CSS y SVG

IIC2026 2020-2

Scalable Vector Graphics

Scalable Vector Graphics

- Formato de imágenes bidimensionales **vectorial**.
- Define su contenido a partir de objetos con propiedades.
- Muy compatible con HTML.

Estructura

```
1 <svg width="500" height="500">  
2   ...  
3 </svg>
```

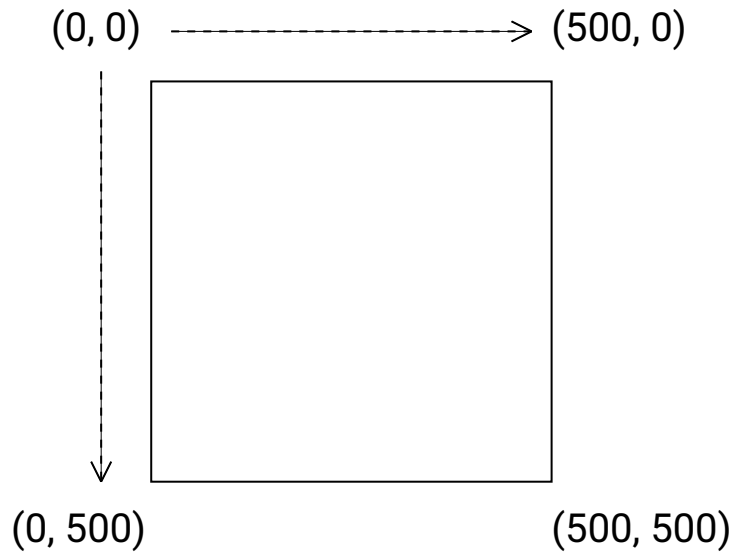
Estructura

```
1 <svg width="500" height="500">  
2   ...  
3 </svg>
```

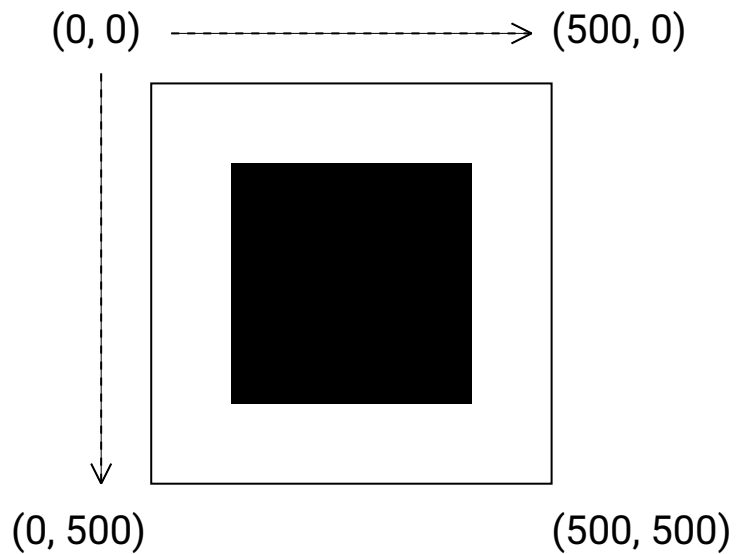
Estructura

```
1 <svg width="500" height="500">  
2   ...  
3 </svg>
```

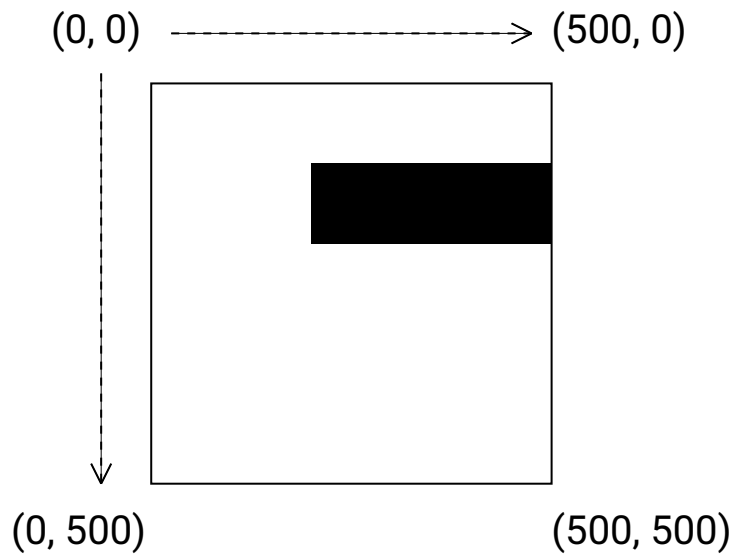
```
1 <svg width="500" height="500">  
2   ...  
3 </svg>
```



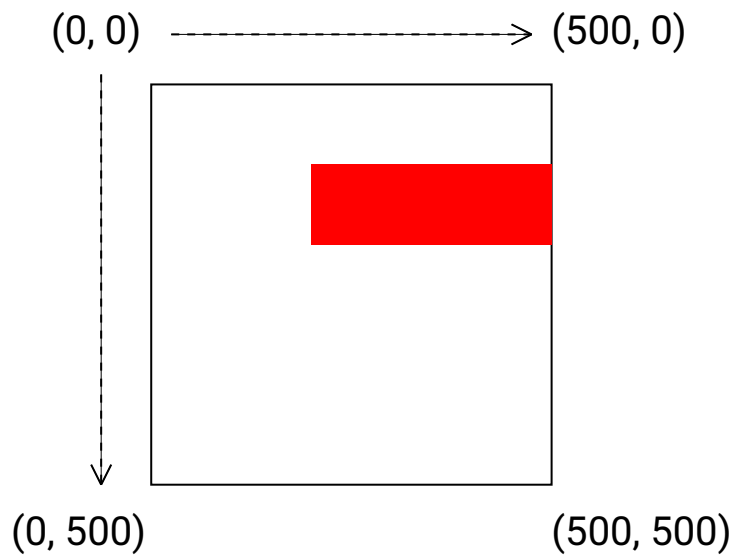

```
1 <svg width="500" height="500">  
2   <rect x="100" y="100" width="300" height="300"></rect>  
3 </svg>
```



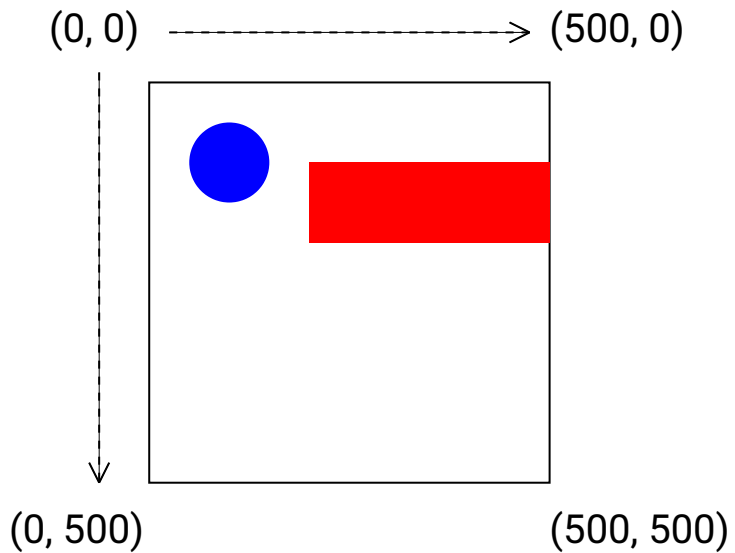
```
1 <svg width="500" height="500">  
2   <rect x="200" y="100" width="300" height="100"></rect>  
3 </svg>
```



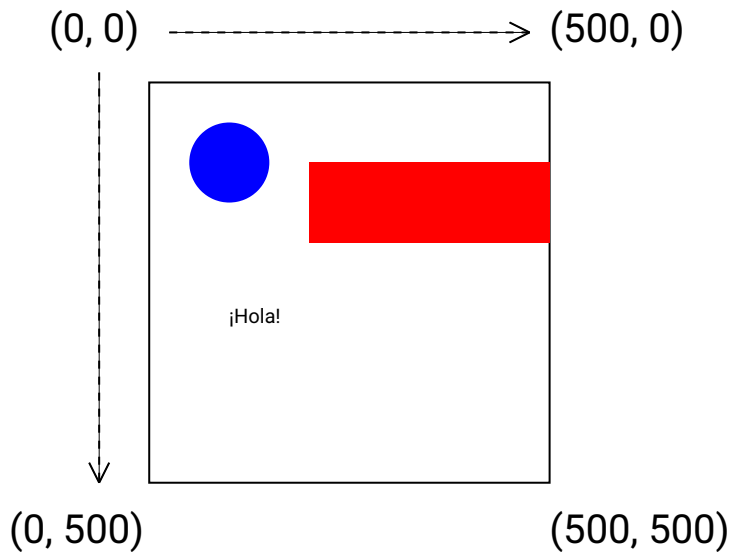
```
1 <svg width="500" height="500">  
2   <rect x="200" y="100" width="300" height="100" fill="red"></rect>  
3 </svg>
```



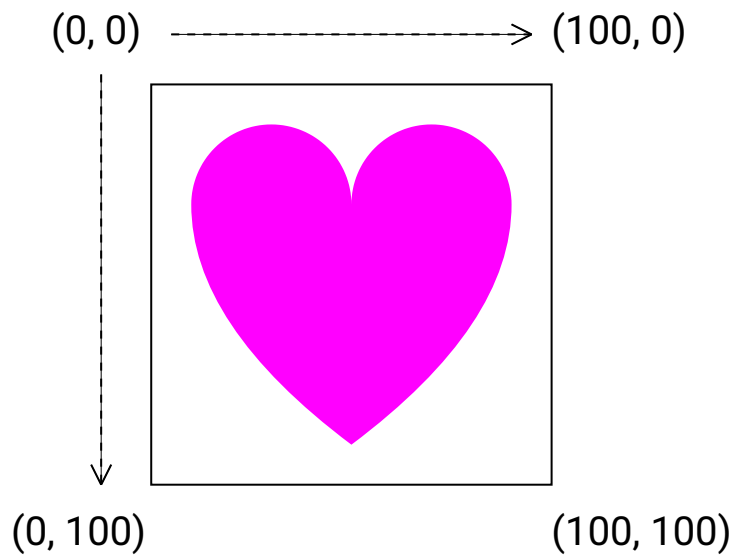
```
1 <svg width="500" height="500">
2   <rect x="200" y="100" width="300" height="100" fill="red"></rect>
3   <circle cx="100" cy="100" r="50" fill="blue"></circle>
4 </svg>
```



```
1 <svg width="500" height="500">
2   <rect x="200" y="100" width="300" height="100" fill="red"></rect>
3   <circle cx="100" cy="100" r="50" fill="blue"></circle>
4   <text x="100" y="300">iHola!</text>
5 </svg>
```



```
1 <svg width="100" height="100">  
2   <path fill="magenta" d="M 10,30 A 20,20 0,0,1 50,30 A 20,20 0,0,1 90,30 V 100 L 10,100 Z"/>  
3 </svg>
```



SVG en HTML

```
1 <!DOCTYPE html>
2 <html>
3   <head>
4     <meta charset="utf-8">
5     <title>Ejemplo con SVG</title>
6   </head>
7   <body>
8
9     <svg width="500" height="500">
10      <rect x="200" y="100" width="300" height="100" fill="red"></rect>
11      <circle cx="100" cy="100" r="50" fill="blue"></circle>
12      <text x="100" y="300">iHola!</text>
13    </svg>
14
15  </body>
16 </html>
```

SVG en HTML

```
1 <!--?xml version="1.0" standalone="no"?-->
2 <svg xmlns:xlink="http://www.w3.org/1999/xlink" xmlns="http://www.w3.org/2000/svg">
3   <path fill="magenta" d="M 10,30 A 20,20 0,0,1 50,30 A 20,20 0,0,1 90,30" />
4 </svg>
```

```
1 <!DOCTYPE html>
2 <html>
3   <head>
4     <meta charset="utf-8">
5     <title>Ejemplo con SVG</title>
6   </head>
7   <body>
8
9     </img>
10
11   </body>
12 </html>
```


SVG

Introducción a HTML, CSS y SVG

IIC2026 2020-2

¡Deja tus preguntas en los comentarios!